



JMSL0630AU

N-Ch Power MOSFET

Product Summary

Parameter	Value	Unit
V_{DS}	60	V
$V_{GS(th)}$	1.7	V
I_D (@ $V_{GS} = 10V$) ⁽¹⁾	20	A
$R_{DS(ON)}$ (@ $V_{GS} = 10V$)	22	m Ω
$R_{DS(ON)}$ (@ $V_{GS} = 4.5V$)	30	m Ω

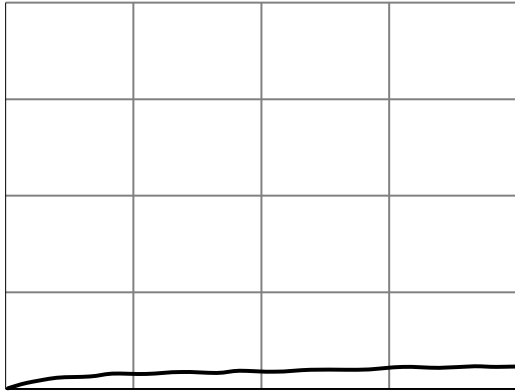
ns	Marking	MSL	T_J (°C)	Media	Quantity (pcs)
	SL0630A	1	-55 to 150	13-inch Reel	5000


s otherwise specified)

ol	Value	Unit
	60	V
	± 20	V
	19.8	A
	12.5	
	46	A
	13.5	mJ
	20	W
	8.0	
rg	-55 to 150	°C

	Symbol	Min.	Typ.	Max.	Unit	
Gate Threshold Voltage	$V_{(BR)DSS}$	60			V	
				1.0		
				5.0		
	I_{GSS}			±100	nA	
	$V_{GS(th)}$	1.2	1.7	2.5	V	
			22	27	mΩ	
			30	38	mΩ	
		g_{FS}		17.0	S	
		V_{SD}		0.75	1.0	V
		I_S			20	A
	C_{ISS}		288		pF	
	C_{OSS}		92		pF	
	C_{rSS}		22		pF	
	R_g		5.0		Ω	
	Q_g		5.8		nC	
	Q_g					

Typical Electrical & Thermal Characteristics





Typical Electrical & Thermal Characteristics

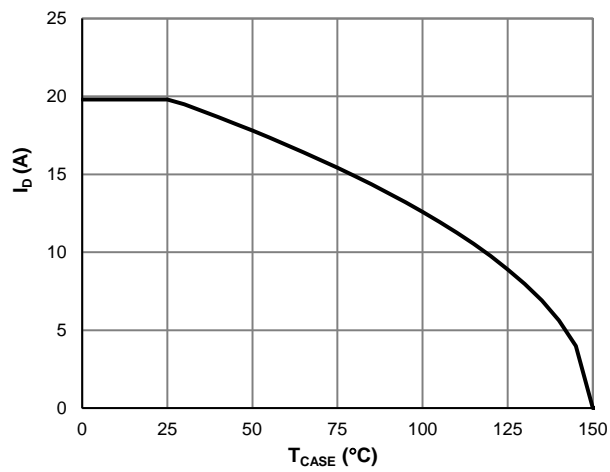


Figure 9: Current De-rating

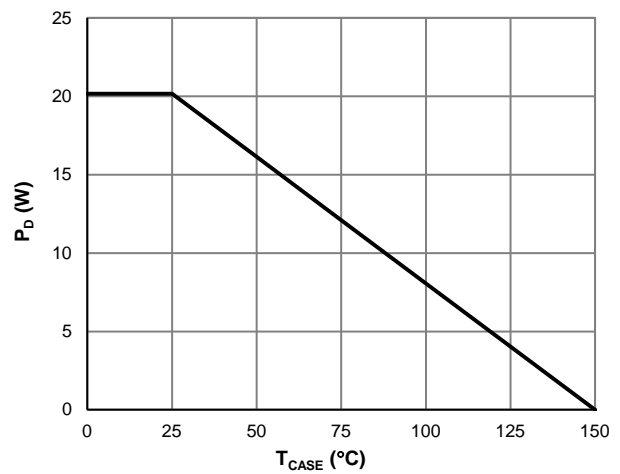


Figure 10: Power De-rating

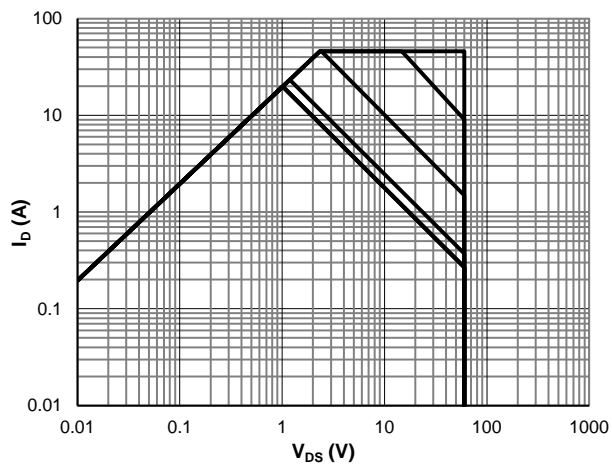
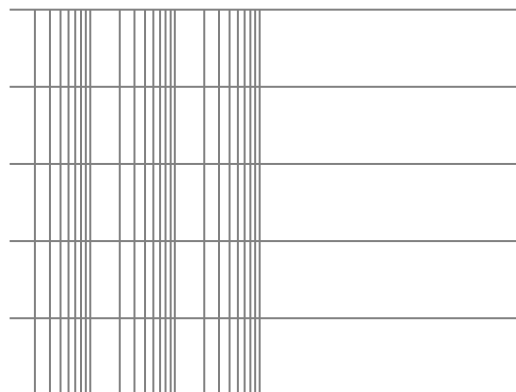

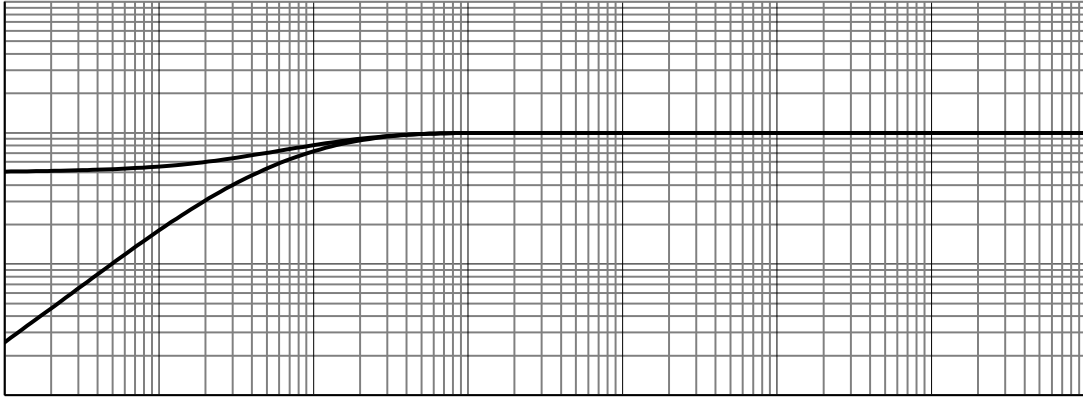



Figure 11: Maximum Safe Operating Area





Typical Electrical & Thermal Characteristics





PDFN3x3-8L Package Information

