

Average gate power dissipation ($T_j=125$) P

FIG.1: Maximum power dissipation versus RMS on-state current

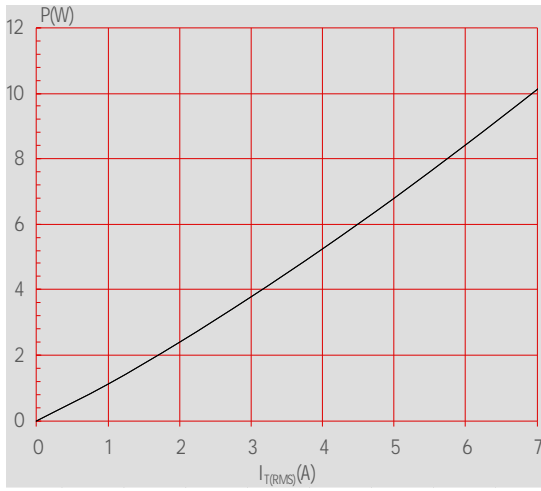


FIG.2: RMS on-state current versus case temperature


ORDERING INFORMATION

Order code	Voltage V_{DRM}/V_{RRM} (V)	IGT(mA)	Package	Base qty. (pcs)	Delivery mode
ACJT625-10F	1000	25	TO-220F(Ins)	50	Tube

Document Revision History


Date	Revision	Changes
Apr.14, 2023	A.1.0	Last updated
Oct.14, 2025	A.1.1	Revise PACKAGE MECHANICAL DATA

PACKAGE MECHANICAL DATA



Information furnished in this document is believed to be accurate and reliable. However, Jiangsu JieJie Microelectronics Co., Ltd. reserves the right to change without notice, apart from that when an agreement is signed, Jiangsu JieJie complies with the agreement.

Products and information provided by Jiangsu JieJie assumes no responsibility for errors. This document supersedes and replaces all information previously supplied.

 is a registered trademark of Jiangsu JieJie Microelectronics Co., Ltd. All rights reserved.