
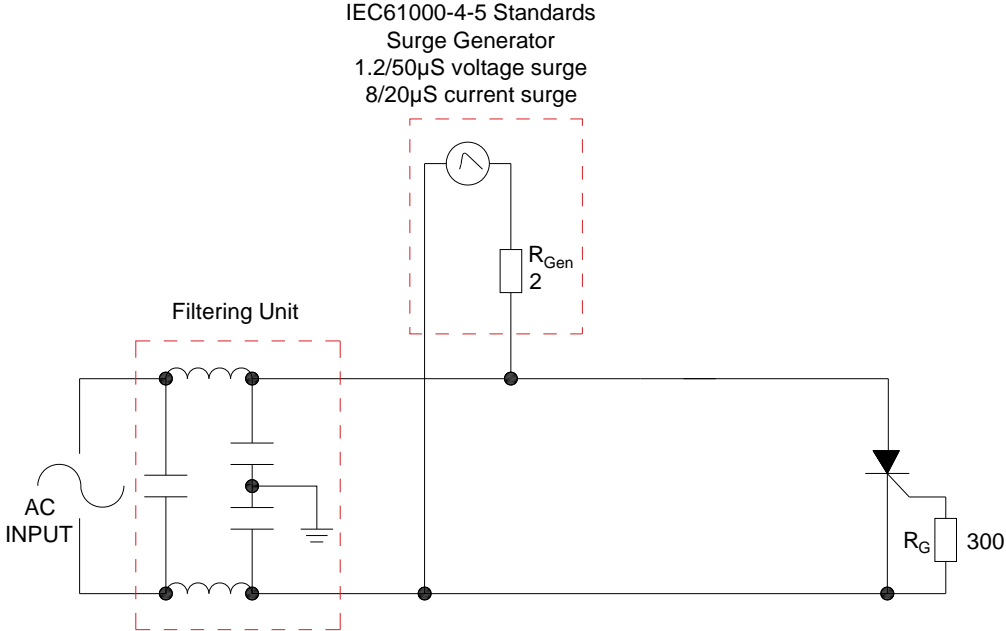


**JCT1240Z**



--	--	--	--	--	--	--	--

FIG.7 Test circuit for inductive and resistive loads to IEC-61000-4-5 standards.



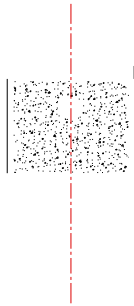
Refer to the application note "Assembly Instructions for Thyristors in Through-hole Package" released by JieJie Microelectronics



Order code	Voltage $V_{DRM}/V_{RRM}$ (V)	IGT(mA)	Package	Base qty. (pcs)	Delivery mode
JCT1240Z	1200	45	TO-3P(Ins)	30	Tube

### Document Revision History

Date	Revision	Changes
Apr.13, 2023	A.1.0	Last update
Oct.16, 2025	A.1.1	Revise PACKAGE MECHANICAL DATA



Information furnished in this document is believed to be accurate and reliable. However, Jiangsu JieJie Microelectronics Co., Ltd. assumes no responsibility for the consequences of use without consideration for such information nor use beyond it. Information mentioned in this document is subject to change without notice, apart from that when an agreement is signed, Jiangsu JieJie complies with the agreement. Products and information provided in this document have no infringement of patents. Jiangsu JieJie assumes no responsibility for any infringement of other rights of third parties which may result from the use of such products and information. This document supersedes and replaces all information previously supplied.

f