



CT16EH

20A 6R

R A.1.1

0

www

00

60

R

p

07

/d

00


00

0


is

00

00 / 000



0



IV

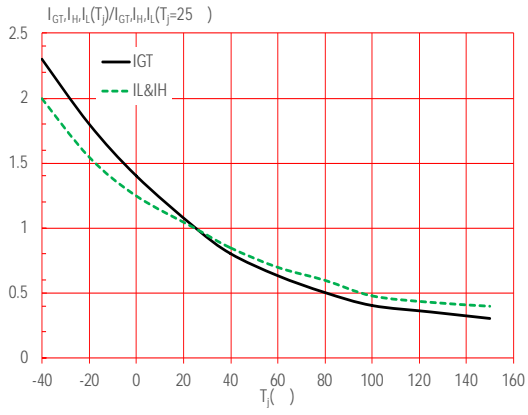
J
C
6
6
E
H
- /

0516EH

0 0 Mb

Co

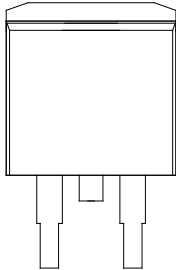
FG: 000
0000
000



C516EH

ð ð M d(EWE 28498)0 15.71.164.88 9

AM



R	D							
	M			b				
	M	p	M	M	p	M		
A	99		1	.9			0	
B	47		35				0	0
C	94		95				0	0
D	24						0	
E	12		15				0	0
F								

