

JR0405K 4A SCR

Rev.A.1.1

DESCRIPTION:

The JR0405K SCR with the parallel resistor between Gate and Cathode, R_{GK} a $N \dot{E}$ is especially recommended for use on straight hair, igniter, anion generator, etc. Package TO-252 is RoHS compliant.

MAIN FEATURES

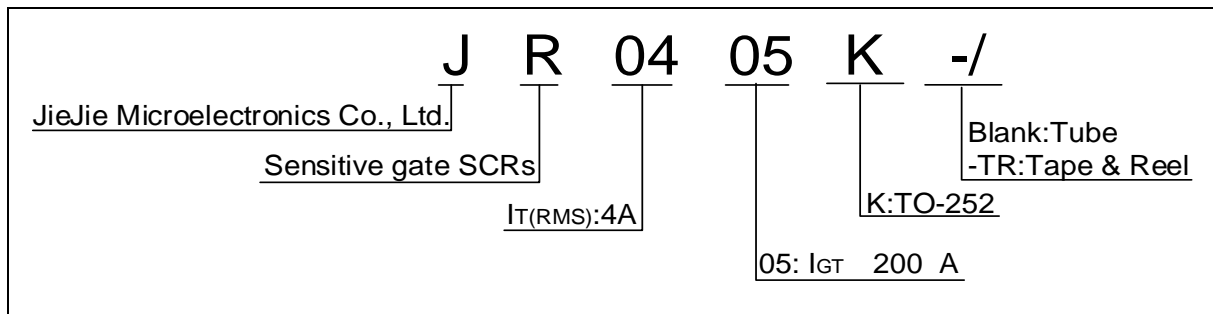
Symbol	Value	Unit
$I_{T(RMS)}$	4	A

V_{DRM}/V_0 T_c 0 T_w 545.76 0.4w 545.76 0S5(.)-c.4 95.16 505.32 T_m (DRM) T_j 076 9>BDC 12 0 02

Peak gate power	P_{GM}	5	W
Peak pulse voltage ($T_j=25$; non-repetitive,off-state;FIG.8)	V_{pp}	0.5	kV

NOTE 1: Operating junction temperature T_j is up to 125 when a resistor "1k" is connected between Gate and Cathode. Without this resistor, the T_j is up to 110

ORDERING INFORMATION



MARKING

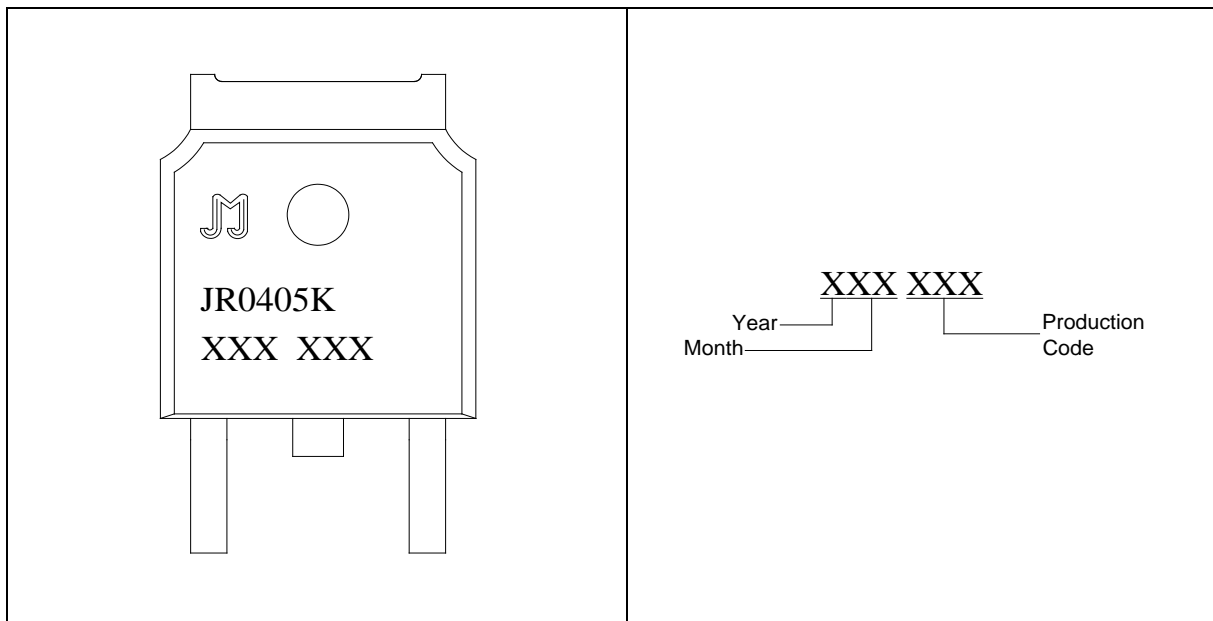


FIG.1: Maximum power dissipation versus RMS on-state current

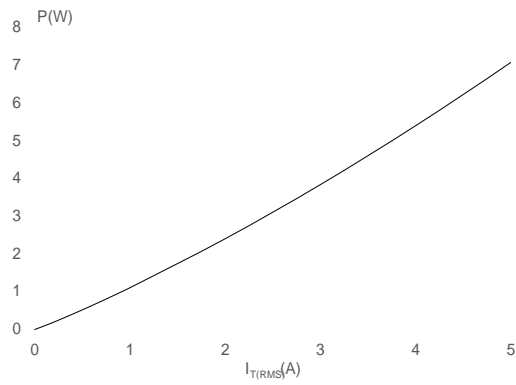
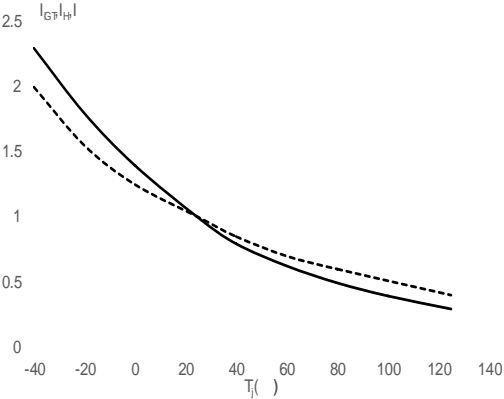


FIG.2: RMS on-state current versus case temperature

FIG.7: Relative variations of gate trigger current, holding current and latching current versus junction temperature



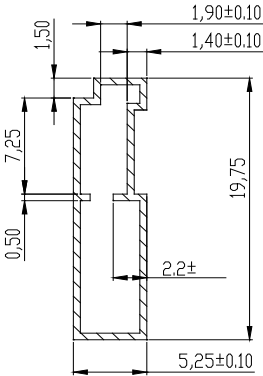
ORDERING INFORMATION

Order code	Voltage V_{DRM}/V_{RRM} (V)	IGT(μ A)	Package	Base qty. (pcs)	Delivery mode
JR0405K	600	200	TO-252	80	Tube
JR0405K-TR				2,500	Tape & Reel

Document Revision History

Date	Revision	Changes
Apr.10, 2023	A.1.0	Last update
Oct.22, 2025	A.1.1	Revise PACKAGE MECHANICAL DATA

DELIVERY MODE



Information furnished in this document is believed to be accurate and reliable. However, Jiangsu JieJie Microelectronics Co., Ltd. assumes no responsibility for the consequences of use without consideration for such information nor use beyond it. Information mentioned in this document is subject to change without notice, apart from that when an agreement is signed, Jiangsu JieJie complies with the agreement. Products and information provided in this document have no infringement of patents. Jiangsu JieJie assumes no responsibility for any infringement of other rights of third parties