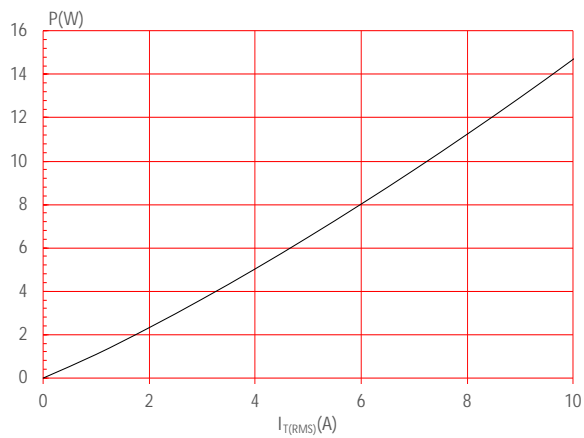






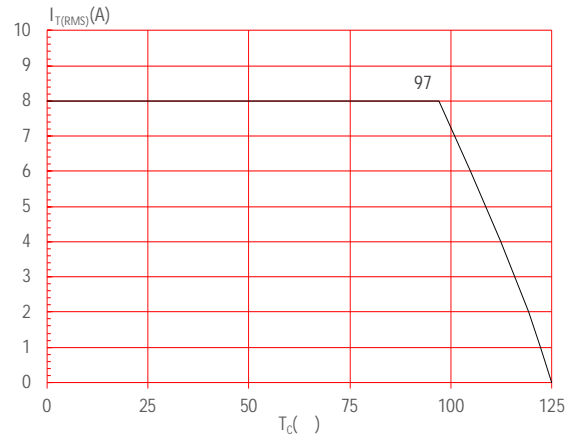
**JST08A-1200TW**

**FIG.1:** Maximum power dissipation versus RMS on-state current



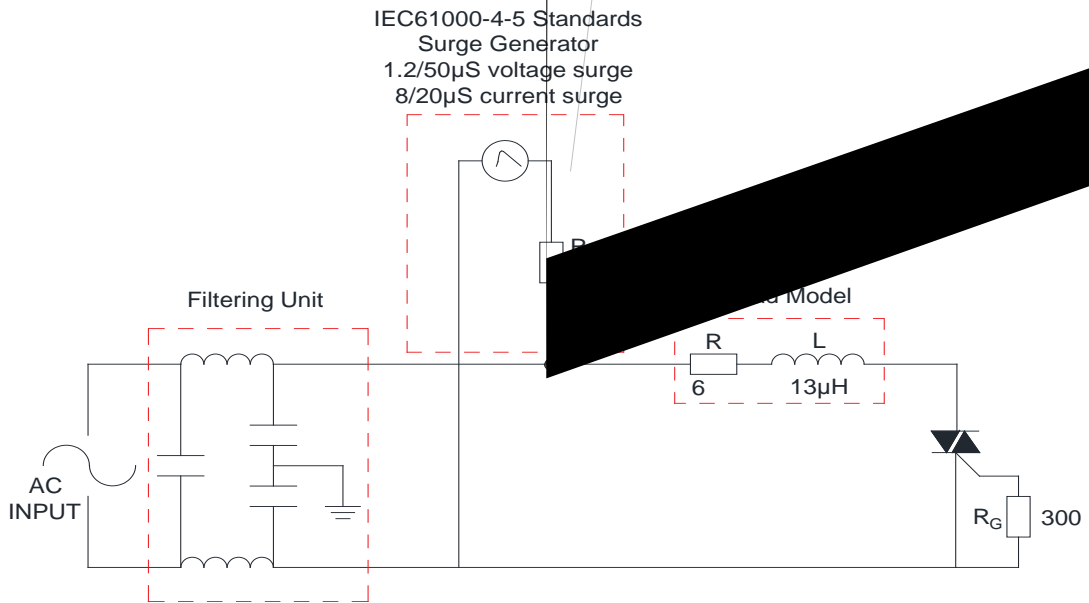
**FIG.3:** Surge peak on-state current versus number of cycles

**FIG.2:** RMS on-state current versus case temperature



**FIG.4:** On-state characteristics

FIG.7 Test circuit for inductive and resistive loads to IEC-61000-4-5 standards



**ORDERING INFORMATION**

Order code	Voltage V <sub>DRM</sub> /V <sub>RRM</sub> (V)	IGT(mA)	Package	Base qty. (pcs)	Delivery mode
		- -			
<b>JST08A-1200TW</b>	<b>1200</b>	<b>5</b>	<b>TO-220A(Ins)</b>	<b>50</b>	<b>Tube</b>

**Document Revision History**

Date	Revision	Changes
Apr.11, 2023	A.1.0	Last updated
Oct.11, 2025	A.1.1	Revise PACKAGE MECHANICAL DATA



